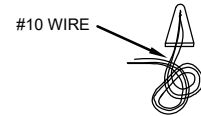


BILL OF MATERIALS					
NO.	NOMENCLATURE	REQ'D	NO.	NOMENCLATURE	REQ'D
1.	WATER MAIN		15.	VALVE BOX, CAST IRON OLYMPIC FOUNDRY VB-007-SKAGIT(SEE P.U.D. DETAIL)	1
2.	CLAMP, SERVICE, DOUBLE STRAP x 2" I.P.T., ALL BRASS (FORD #202B) ^a	1	16.	TEE, 2" BRASS	2
3.	NIPPLE, BRASS 2"x4"	1	17.	VALVE, 2" BRASS BALL, I.P.T.xI.P.T. (FORD BF11-777W-NL) ^a	2
4.	VALVE, 2" DUCTILE IRON, RESILIENT WEDGE I.P.T. x I.P.T.	1	18.	METER FLANGE, BRASS, 2"	1
5.	INSERT, STIFFENER, 1-1/2" (FORD #75)	2	19.	VALVE, 2" BRASS BALL, FLGxI.P.T. (FORD BF13-777W-Q-NL) ^a	1
6.	WIRE, #10 SOLID COPPER, BLUE COATED, EXTEND MIN. 18" INTO BOX, NEAR LID		20.	NIPPLE, BRASS 2"xCLOSE	3
7.	PIPE, 2" REHAU MUNICIPEX TYPE A, 200 P.S.I.		21.	BUSHING, BRASS 2" M.I.P.T. x 1" F.I.P.T.	2
8.	BRASS PAC JOINT, 2" M.I.P.T. x 2" COP (FORD #C84-77-NL) ^a	3	22.	NIPPLE, BRASS, 1"x2"	2
9.	BRASS PAC JOINT, 2" F.I.P.T. x 2" COP (FORD #C14-77-NL) ^a	1	23.	CURB STOP, 1" (FORD B11-444W-NL) ^a	2
10.	METER, BADGER, 2" TURBO SERIES 200 ELL*	1	24.	NIPPLE, BRASS 1"x6"	2
11.	NIPPLE, BRASS 2"x12"	3	25.	ELL, BRASS, 1" 90°	2
12.	CAP, 2" GALVANIZED	1	26.	ADAPTER, BRASS PAK JOINT, 1" M.I.P.T.x 1" PVC(FORD #C87-44-NL) ^a	2
13.	VAULT, OLDCASTLE 644LA W/#64-2-332P COVER (SPRING ASSISTED) ^a	1	27.	PIPE, 1" PVC, SCHEDULE 80	
14.	CASING, 6" PVC SEWER PIPE		28.	BLOCK, PRECAST CONCRETE, 18"x18"x4" MINIMUM	
			29.	6" PVC CAP	1
			30.	NIPPLE, BRASS 2"x6"	1

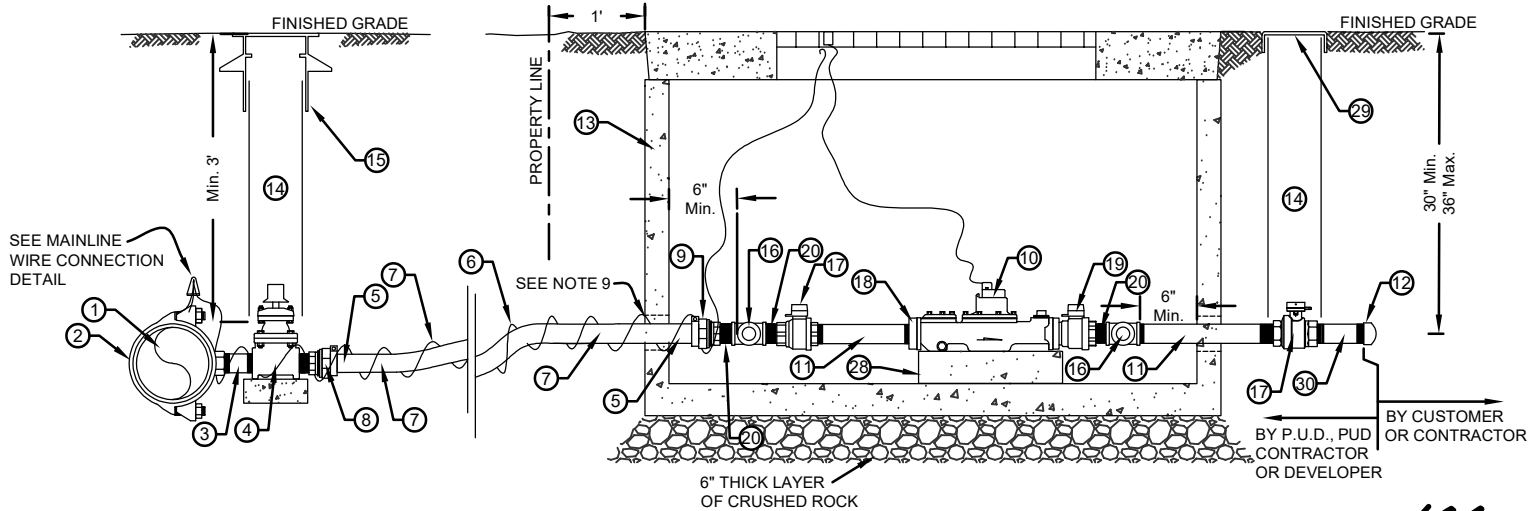
- ^a OR EQUIVALENT APPROVED BY THE DISTRICT
- ^b ELL, 90° STREET, 1" M X F.I.P.T. (IF NEEDED)
- ^{*} NOT TO BE USED WHERE FLOW RATE OF LESS THAN 3 GPM OCCURS. COMPOUNT METER TO BE USED.

ALL BRASS FITTINGS TO BE LEAD FREE DOMESTIC BRASS




MAINLINE WIRE CONNECTION DETAIL
NTS

NOTE: ALL THREE WIRES ARE TO BE TIED TOGETHER IN AN OVERHAND KNOT APPROXIMATELY 6" FROM WIRE NUT. BARE 5/8" OF WIRES. CONNECT WITH #62325 KING WATERPROOF WIRE CONNECTOR.^a



[Handwritten Signature]
PUD NO. 1 OF SKAGIT COUNTY ENGINEERING MANAGER

APPROVED ON: SEPTEMBER 9, 2022



**STANDARD INSTALLATION OF
2" TURBINE METERED SERVICE
WITH 200 P.S.I. REHAU
SERVICE LINE**

SCALE: 1" = 2'
DATE: 3/25/05
REVISED: 12/8/22
DRAWN BY: JLB
APPROVED BY: MCH

STANDARD
WS2-3a